


BEAMS[®]

Energy Savings LED Bulbs

**High Cost-effective
LED Bulbs
For Your Choice**





APPLICATION: FOR GENERAL USE

- Restaurant
- Showroom
- Home
- Office
- Hotel
- School

230° Angle Type, 20000hrs.
Aluminum with plastic material.



Beam Angle



9W

Wattage : 9W
Voltage : 220-240V
Frequency : 50-60Hz
Base : E27
Rated luminous flux : 740lm
Power factor : 0.5
Maximum size : 60*108mm
Carton size : 61*61*113mm
CCT : 3000K



12W

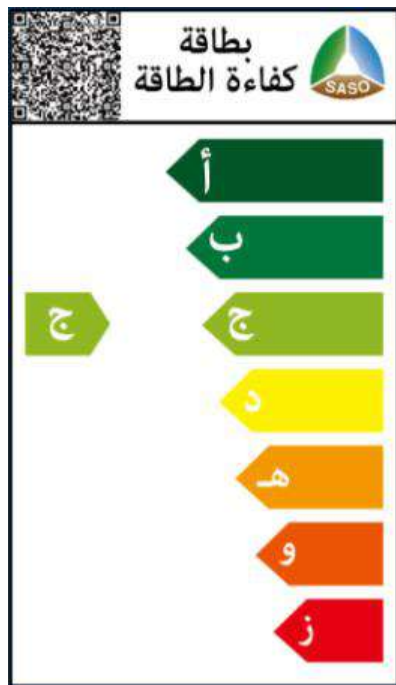
Wattage : 12W
Voltage : 220-240V
Frequency : 50-60Hz
Base : E27
Rated luminous flux : 1080lm
Power factor : 0.5
Maximum size : 60*117mm
Carton size : 61*61*123mm
CCT : 3000K



15W

Wattage : 15W
Voltage : 220-240V
Frequency : 50-60Hz
Base : E27
Rated luminous flux : 1250lm
Power factor : 0.5
Maximum size : 70*134mm
Carton size : 71*71*140mm
CCT : 3000K





APPLICATION: FOR GENERAL USE

- Restaurant
- Showroom
- Home
- Office
- Hotel
- School

230° Angle Type, 20000hrs.
Aluminum with plastic material.



Beam Angle



9W

Wattage : 9W
Voltage : 220-240V
Frequency : 50-60Hz
Base : E27
Rated luminous flux : 760lm
Power factor : 0.5
Maximum size : 60*108mm
Carton size : 61*61*113mm
CCT : 6500K



12W

Wattage : 12W
Voltage : 220-240V
Frequency : 50-60Hz
Base : E27
Rated luminous flux : 1120lm
Power factor : 0.5
Maximum size : 60*117mm
Carton size : 61*61*123mm
CCT : 6500K



15W

Wattage : 15W
Voltage : 220-240V
Frequency : 50-60Hz
Base : E27
Rated luminous flux : 1350lm
Power factor : 0.5
Maximum size : 70*134mm
Carton size : 71*71*140mm
CCT : 6500K



A3 bigger & shiny



- Smooth PC heat sink, Increase 26.5% of the surface reflection.
- Larger body size, compare with A3, the lighting-emitting area increased by 15.6%.

240° Angle Type, 25000hrs.
Aluminum with plastic material.



Beam Angle



18W



20W



25W

Model No.	BEAMS® Wattage	Voltage	Frequency	BEAMS® Base	Lumen	Pf	Size	Carton Size	CCT
A3	18w	220-240V	50-60Hz	E27	1600lm	0.5	80*154mm		3000/6500K
A3	20w	220-240V	50-60Hz	E27	800lm	0.5	90*160mm		3000/6500K
A3	25w	220-240V	50-60Hz	E27	1200lm	0.5	95*187mm		3000/6500K

SHOPS BULBS WITH COVER



APPLICATIONS



Detachable, easy to install




Beam Angle With The Cover: 100°

SHOPS BULBS – T3S



BEAMS®



			
15W	=	23W	115W
20W	=	30W	150W
30W	=	45W	225W
40W	=	60W	300W
50W	=	75W	375W

REPLACEMENT



BASE DOWN/
BASE UP

BEAM ANGLE

NO FAN INSIDE

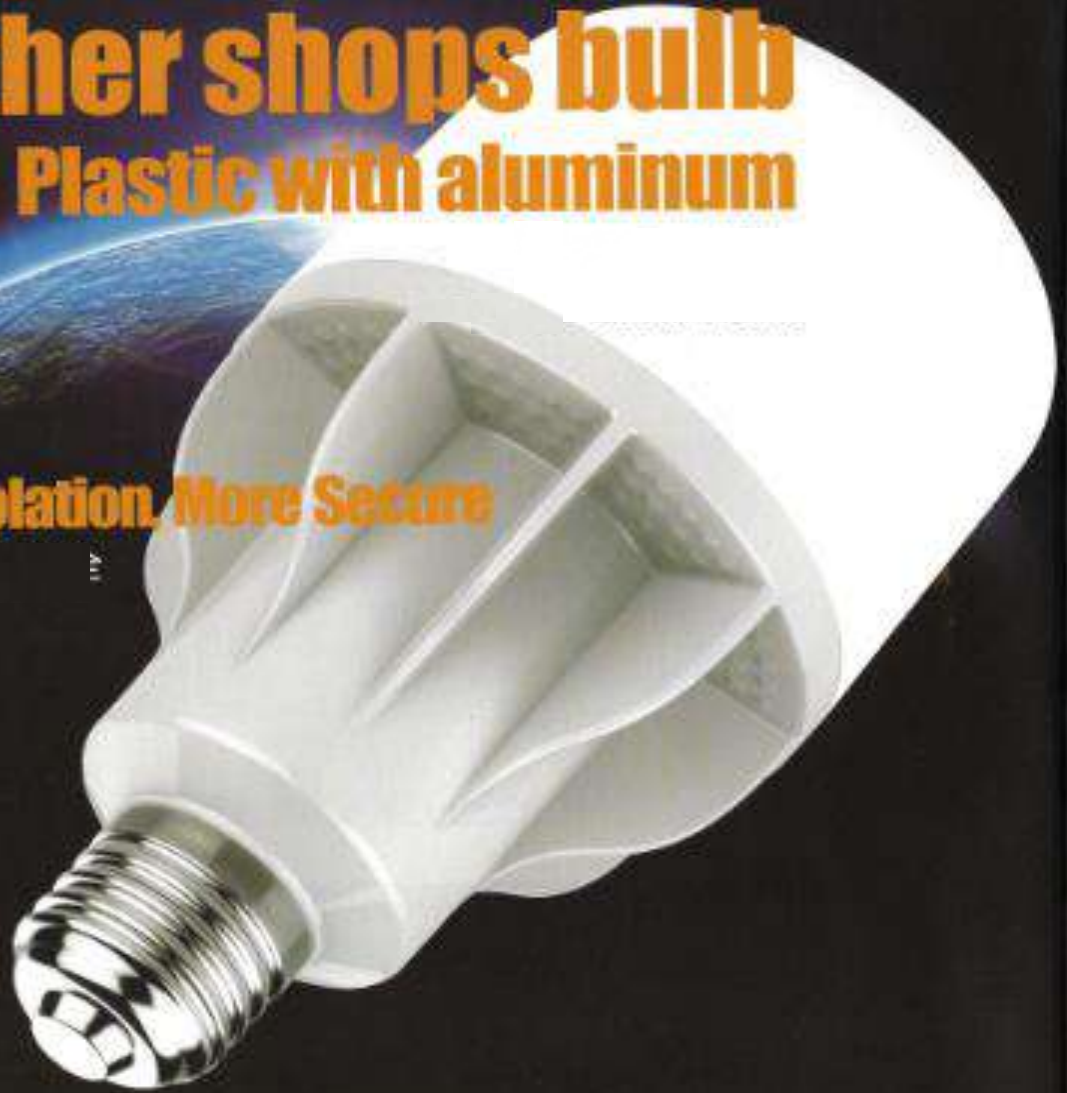


MATERIAL

Another shops bulb




— Plastic with aluminum

3000V Isolation. More Secure





SHOPS BULBS – T6



			
20W	=	30W	150W
30W	=	45W	225W
40W	=	60W	300W
50W	=	75W	375W

REPLACEMENT



BASE DOWN/
BASE UP

BEAM ANGLE




NO FAN INSIDE



MATERIAL

SHOPS BULBS – T7



			
20W	=	30W	150W
30W	=	45W	225W
40W	=	60W	300W

REPLACEMENT



BASE DOWN/
BASE UP



BEAM ANGLE



NO FAN INSIDE






MATERIAL

SIDE WALK BULBS



SIDE WALK BULBS – S2



			
30W	=	45W	160W
40W	=	65W	210W
50W	=	85W	250W

REPLACEMENT



BASE DOWN/
BASE UP



BEAM ANGLE

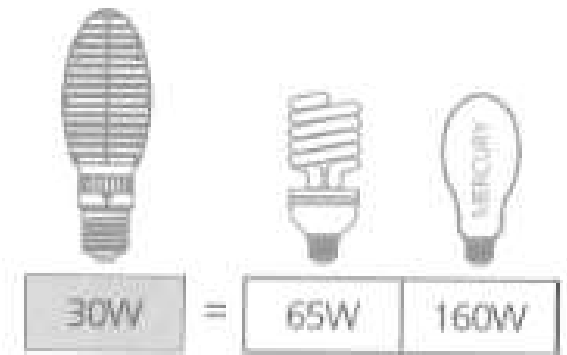


NO FAN INSIDE



MATERIAL

SIDE WALK BULBS – S3



REPLACEMENT



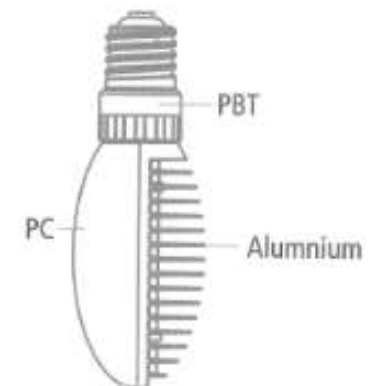
BASE DOWN/
BASE UP



BEAM ANGLE




NO FAN INSIDE



MATERIAL

BEAMS® RACK



- **BEAMS®** will provide exclusive Rack to our Distributor free of charge, as long as the distributor is continuously selling our products and it should be used only for BEAMS Products.
- Note: There will be a refundable deposit of SR1500 if returned without any damage of rack.

Exclusively Distributed by **Al Suroor United Group** in Middle East

Web: www.alsuroor.com Contact No.: +966-13-8949090 Email: go@alsuroor.com